

Cosy Ghar
INTERIOR DESIGN



RESIDENTIAL PACKAGE

Starting from £650

Cosy Ghar

Step into a world of comfort, style, and inspiration as we transform spaces into cozy havens tailored to your vision. Let's create your perfect retreat together.



Introduction — Cosy Ghar Interior Design offers
bespoke blending cultural spaces
richness and personalized comfort.

Cosy Ghar —

Who we are —

we are creators of transformative spaces and advocates for accessible design. Founded by Sarina, a London-based interior designer with a passion for blending cultural influences, our mission is to redefine the perception of interior design. From residential sanctuaries to commercial hubs, we cater to clients across the UK and beyond, infusing each project with a unique blend of modernity and cultural richness.

Drawing inspiration from Sarina's upbringing in the Himalayas and her immersion in urban London life, our designs reflect a diverse array of influences, from Scandinavian simplicity to Japanese-inspired Wabi-Sabi. With a commitment to excellence and inclusivity, we believe that exceptional design should be attainable for all. Through our tailored packages and dedication to client satisfaction, we strive to break down barriers and make your dream space a reality. At Cosy Ghar Interior, we invite you to join us on a journey where culture meets comfort and where your vision is brought to life.

About

Cosy Ghar

<https://www.cosygharinterior.com/>

Table of contents

- 1 Onboarding.
- 2 Initial Meeting.
- 3 2D Room Layouts.
- 4 Moodboard Visualisation.
- 5 3D Floor visuals design.
- 6 Product Sourcing.



Onboarding

Comprehensive Project Kickoff Bundle

Step 1

Contract & Questionnaire

Finalize formalities and provide insights into your design vision through our welcome questionnaire.

Deposit Payment

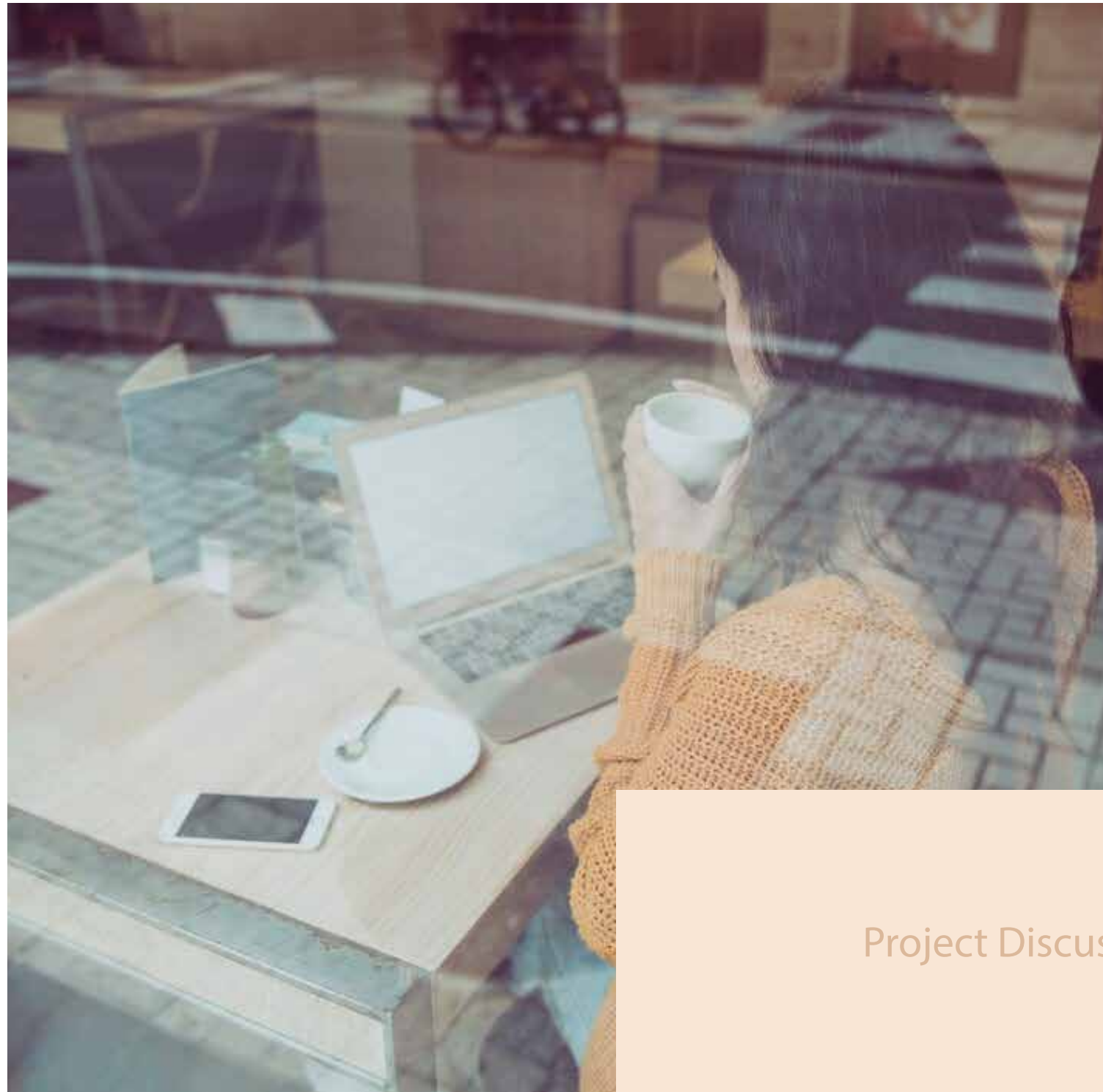
Secure your project's initiation with a 50% advance payment, ensuring priority attention to your design needs.

Space Photos & Measurements

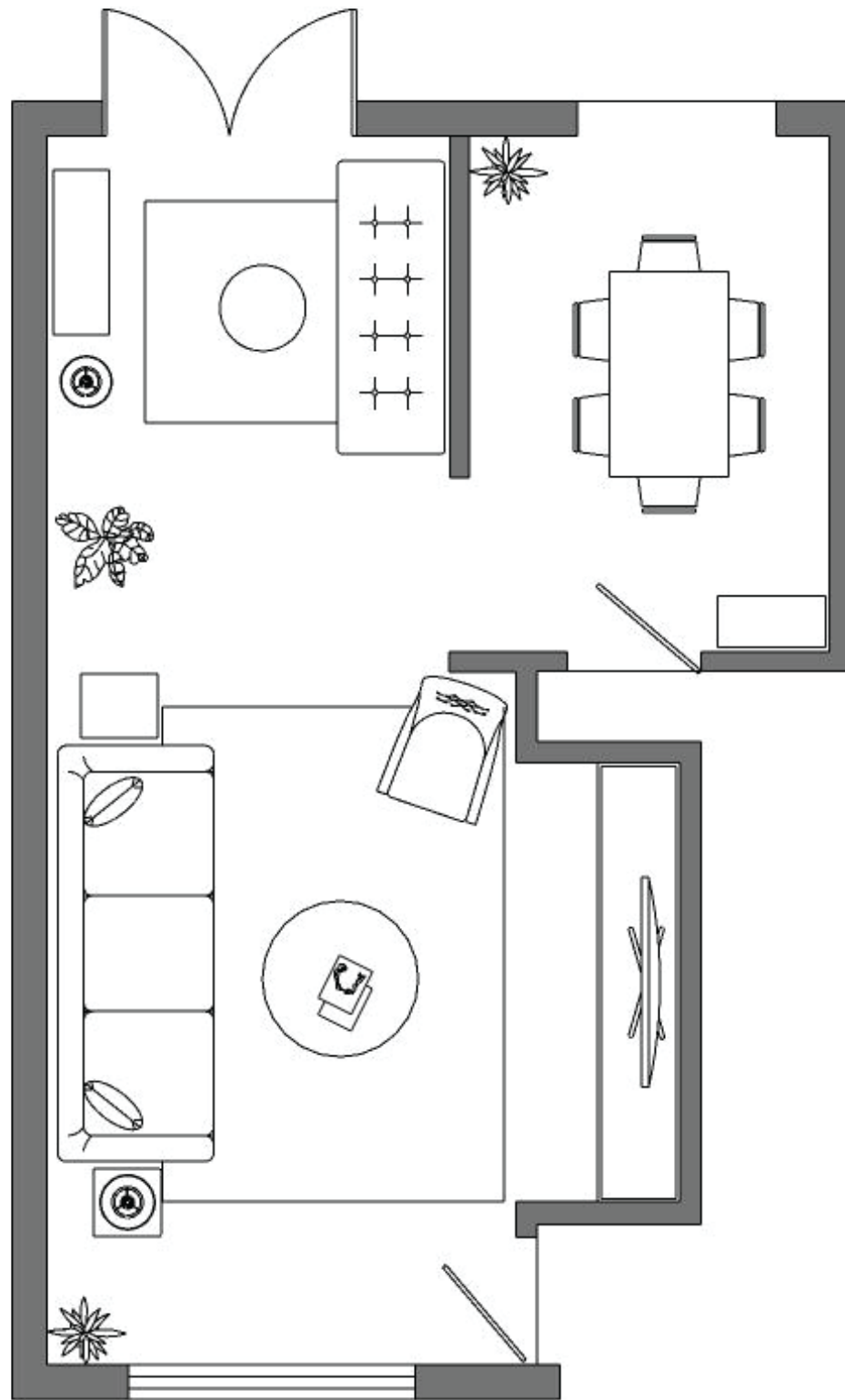
Share clear images and precise measurements of your space, allowing us to tailor our designs to your unique environment effectively.

Initial meeting

Engage in a comprehensive 30 to 90-minute conversation, either via video call or face-to-face meeting, to delve into the details of your project.



Project Discussion Session



2d Room layouts

- Explore two initial 2D layout floor plan options with one opportunity for adjustment.
- Delve into two distinct color scheme proposals.
- Refine your preferred 2D layout and color scheme for finalization.

Moodboard Visualization

Step 4

- Receive moodboard which will include the exact furniture, lightings and accessories.
- Finalise your Moodboard Visual design.




3d Floor visuals design

Receive your 3D Visual design.
Finalise your 3D Visual design.



Product Sourcing

- Receive your sourcing shopping list .
(Access to trade discount if available).
Final presentation.
- Payment of remaining 50 % amount.
- Receive your final presentation with
final 2D floor plan, 3D Visual Design ,
Moodboard and Shopping list.



Step 6



Cosy Ghar

INTERIOR DESIGN

COMMERCIAL PACKAGE

Starting from £1200

Cosy Ghar

Step into a world of comfort, style, and inspiration as we transform spaces into cozy havens tailored to your vision. Let's create your perfect retreat together.



Introduction —

Cosy Ghar Interior Design offers
bespoke blending cultural spaces
richness and personalized comfort.

Cosy Ghar —

Who we are —

we are creators of transformative spaces and advocates for accessible design. Founded by Sarina, a London-based interior designer with a passion for blending cultural influences, our mission is to redefine the perception of interior design. From residential sanctuaries to commercial hubs, we cater to clients across the UK and beyond, infusing each project with a unique blend of modernity and cultural richness.

Drawing inspiration from Sarina's upbringing in the Himalayas and her immersion in urban London life, our designs reflect a diverse array of influences, from Scandinavian simplicity to Japanese-inspired Wabi-Sabi. With a commitment to excellence and inclusivity, we believe that exceptional design should be attainable for all. Through our tailored packages and dedication to client satisfaction, we strive to break down barriers and make your dream space a reality. At Cosy Ghar Interior, we invite you to join us on a journey where culture meets comfort and where your vision is brought to life.

About

Cosy Ghar

<https://www.cosygharinterior.com/>

Table of contents

- 1 Onboarding.
- 2 Initial Meeting.
- 3 2D Room Layouts.
- 4 Moodboard Visualisation.
- 5 3D Floor visuals design.
- 6 Product Sourcing.



Onboarding

Comprehensive Project Kickoff Bundle

Step 1

Contract & Questionnaire

Finalize formalities and provide insights into your design vision through our welcome questionnaire.

Deposit Payment

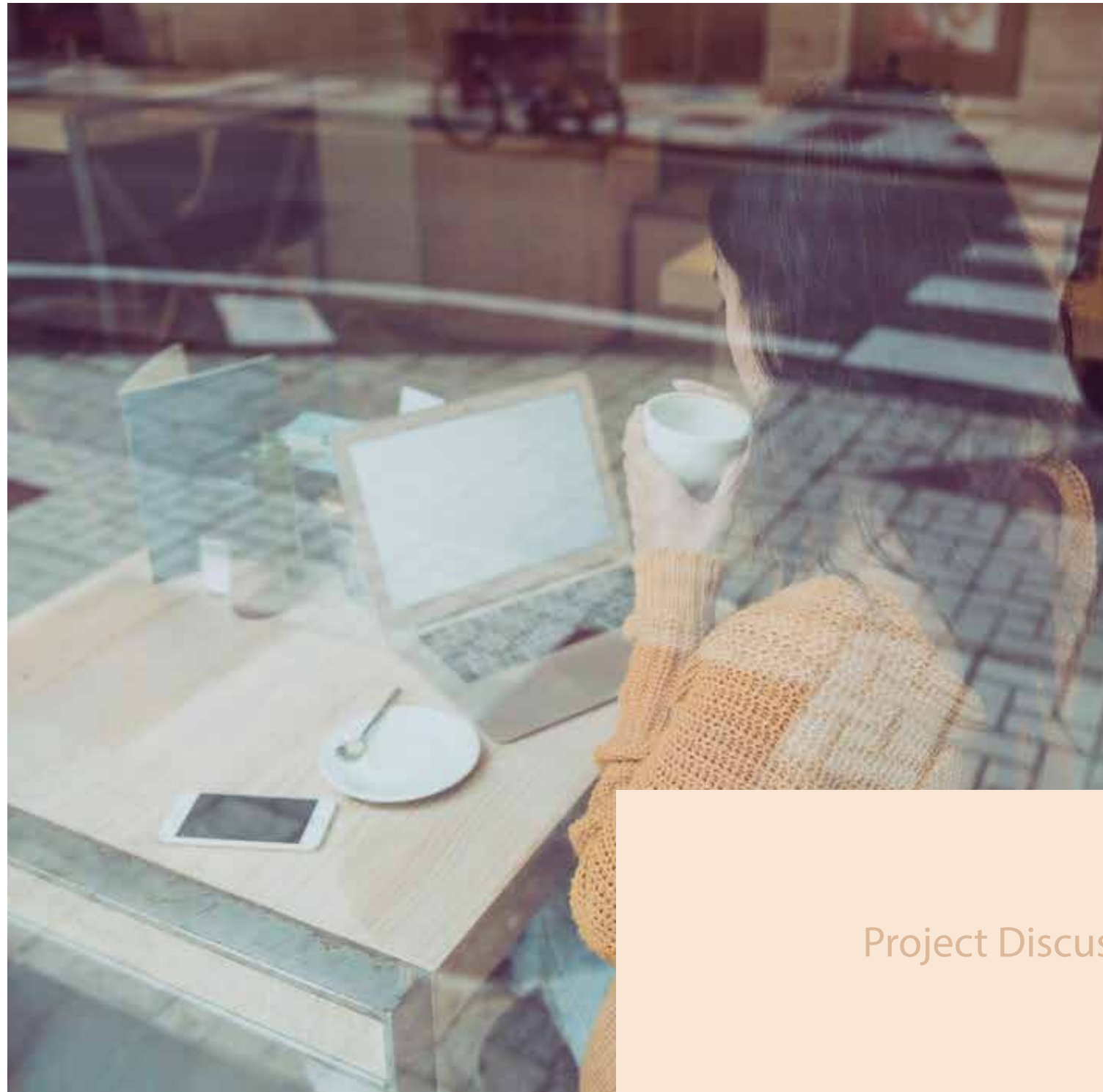
Secure your project's initiation with a 50% advance payment, ensuring priority attention to your design needs.

Space Photos & Measurements

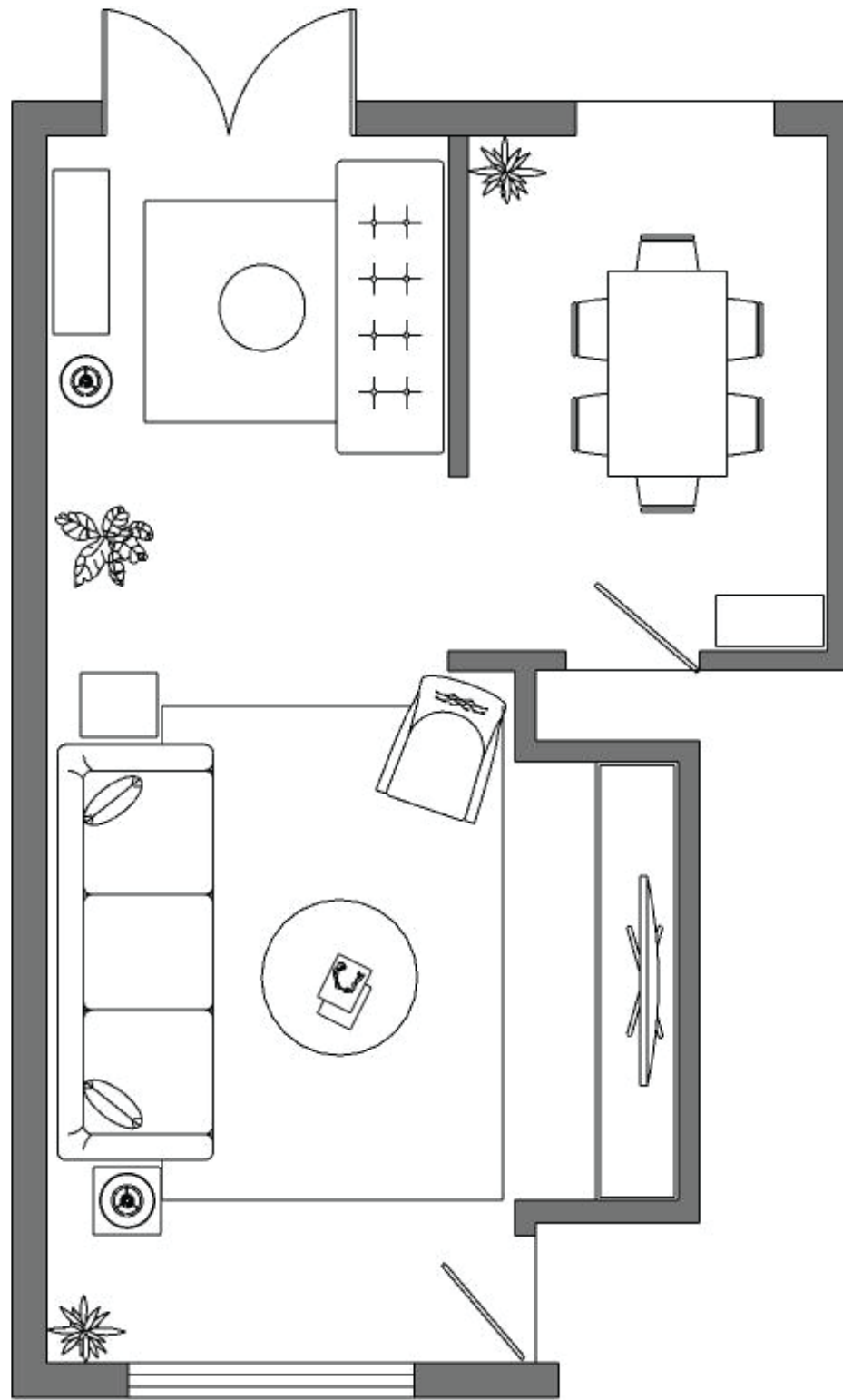
Share clear images and precise measurements of your space, allowing us to tailor our designs to your unique environment effectively.

Initial meeting

Engage in a comprehensive 30 to 90-minute conversation, either via video call or face-to-face meeting, to delve into the details of your project.



Project Discussion Session



2d Room layouts

- Explore two initial 2D layout floor plan options with one opportunity for adjustment.
- Delve into two distinct color scheme proposals.
- Refine your preferred 2D layout and color scheme for finalization.

Moodboard Visualization

Step 4

- Receive moodboard which will include the exact furniture, lightings and accessories.
- Finalise your Moodboard Visual design.




3d Floor visuals design

Receive your 3D Visual design.
Finalise your 3D Visual design.



Product Sourcing

- Receive your sourcing shopping list .
(Access to trade discount if available).
Final presentation.
- Payment of remaining 50 % amount.
- Receive your final presentation with
final 2D floor plan, 3D Visual Design ,
Moodboard and Shopping list.



Step 6

